

2ND LINE PATIENTS



TREATMENT FOR PATIENTS WITH A GOOD RESPONSE (>6 MONTHS TREATMENT)



Patients with a good response : 89 (40%)

Of these...

What % of patients have a good response (>6 months treatment)?



Data can be entered via slider or directly into numeric field

What % receive Nivolumab?



What % receive Lenvatinib + everolimus?



What % receive Everolimus?



What % receive Axitinib?



What % receive other treatments including BSC and trial?



FACTORS INFLUENCING TREATMENT FOR PATIENTS WITH A GOOD RESPONSE (>6 MONTHS TREATMENT)



For the top 3 highest scoring options, what are the major factors influencing your decision?

Top of form section includes reminder of selected proportion and calculation of (estimated) actual number (dynamically updated)

Change of copy to improve question clarity

2ND LINE PATIENTS



TREATMENT FOR PATIENTS WITH A GOOD RESPONSE (>6 MONTHS TREATMENT)



Patients with a good response : 89 (40%)


Of these...

What % of patients have a good response (>6 months treatment)?

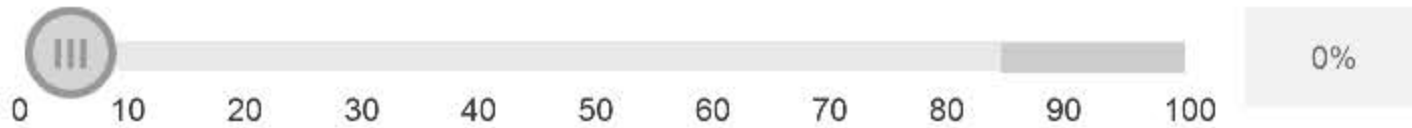


When one is changed, the other dynamically updates


What % receive Nivolumab?




What % receive Lenvatinib + everolimus?




What % receive Everolimus?



What % receive Axitinib?



What % receive other treatments including BSC and trial?



There is a dynamic upper limit that appears on all the other sliders in that group. It updates dynamically in response to movement of the active slider.

FACTORS INFLUENCING TREATMENT FOR PATIENTS WITH A GOOD RESPONSE (>6 MONTHS TREATMENT)



For the top 3 highest scoring options, what are the major factors influencing your decision?

2ND LINE PATIENTS




TREATMENT FOR PATIENTS WITH A GOOD RESPONSE (>6 MONTHS TREATMENT)



Patients with a good response : 89 (40%)

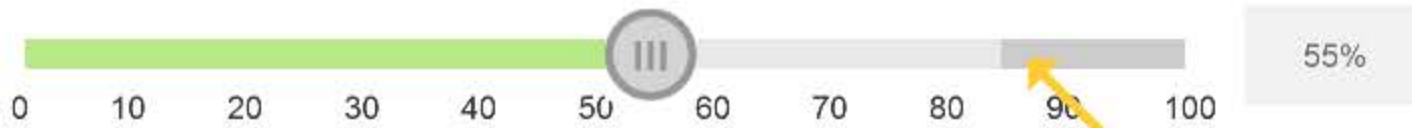
Of these...

What % of patients have a good response (>6 months treatment)?




When one is changed, the other dynamically updates

What % receive Nivolumab?




You have 28% left to allocate

What % receive Lenvatinib + everolimus?




The 'unavailable' area of each slider represents the sum of all values in that group apart from that slider's own value.


What % receive Everolimus?



What % receive Axitinib?



What % receive other treatments including BSC and trial?



The last row to be updated gives inline validation feedback, showing:  
1. unallocated portion remaining.  
2. Over-allocation amount.  
Form cannot be submitted in either state

FACTORS INFLUENCING TREATMENT FOR PATIENTS WITH A GOOD RESPONSE (>6 MONTHS TREATMENT)



For the top 3 highest scoring options, what are the major factors influencing your decision?